



Cabinet Systems

**DRAWER
HARDWARE
GUIDE
2023**



Cabinet Systems

Drawer Hardware - Quick Reference Guide

Feature	Blum Metabox	Finista Swift	Blum Antaro	Blum Merivobox	Blum Legrabox
Price	\$	\$	\$\$	\$\$\$	\$\$\$\$
Soft Close	•	•	•	•	•
Push-To-Open			•	•	•
Solid sides		•		•	•
Gallery Rail sides	•		•		
Multiple weight ratings			•	•	•
Multiple colours					•



Cabinet Systems

Key Features - Blum Metabox

- Cream in colour
- Softclose is a separate adaptor that is not built into the runner
- Nylon runner system - open and closing is not silent
- Minimum depth 400mm - Maximum Depth 550mm
- Available in heights 86 - 118 - 150 - 214* - 278* (*150 high side with gallery rail)
- 30kg Load capacity





Cabinet Systems

Key Features - Finista Swift

- Available in white
- Softclose runner
- 14mm thick solid sides
- Minimum depth 300mm - Maximum Depth 550mm
- Available in heights 88 - 126 - 172 - 238
- 40kg Load capacity






Cabinet Systems

Key Features - Blum Antaro

- Available in silk white matt
- Softclose runner using Blumotion technology
- Push to open option available
- Gallery rail sides
- Minimum depth 270mm - Maximum Depth 650mm (Not all heights available in all depths)
- Available in heights 69 - 84 - 135 - 199 - 167
- 30kg and 65kg load capacity options





Cabinet Systems

Key Features - Blum Merivobox

- Available in silk white matt
- Softclose runner using Blumotion technology
- Push to open option available
- Solid sides
- Minimum depth 270mm - Maximum Depth 600mm (Not all heights available in all depths)
- Available in heights 68.5 - 91 - 129 - 192
- 40kg and 70kg load capacity options







Cabinet Systems

Key Features - Blum Legrabox

- Available in silk white matt, terra grey and orion grey
- Softclose runner using Blumotion technology
- Push to open option available
- Solid sides
- Minimum depth 270mm - Maximum Depth 600mm (Not all heights available in all depths)
- Available in heights 79 - 103 - 141 - 188 - 252 (Not all colours available in all heights)
- 40kg and 70kg load capacity options

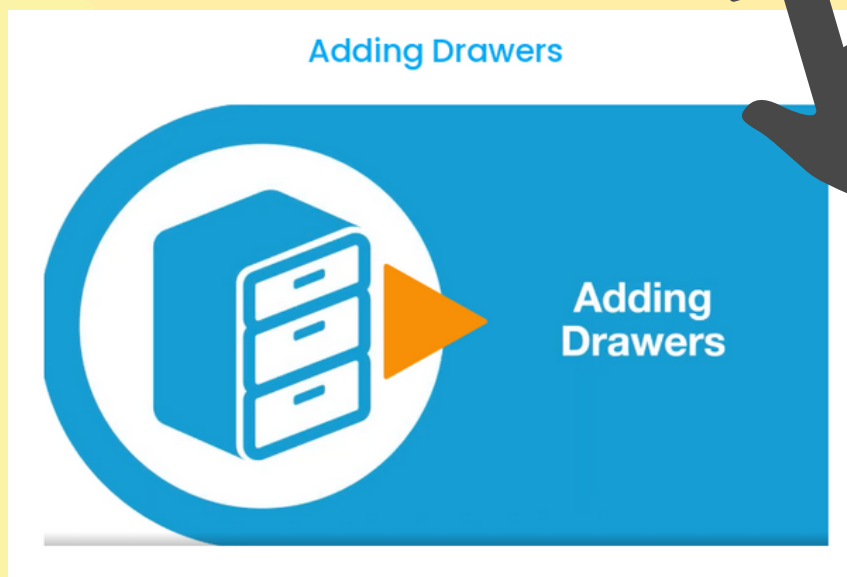




Cabinet Systems

Online Walk-through Video - Adding Drawers

<https://www.youtube.com/watch?v=4Ao2b8Jn8Nk>



To add drawers, navigate to 'add Product'. Go to 'Base', the 'Base Drawer' cabinets then select 'Base Drawer 3' which is a three drawer base unit. Add the dimensions and specifications you need.

The drawers have all of the default margins. The three drawers have been spaced evenly. However, you have the ability to adjust these by changing the style from 'Auto Height' to 'Fixed Height' and inserting your desired size.

For example, simply changing the top drawer height to 150 will turn this drawer into a cutlery drawer. It will now also change the other drawers height to be spaced out automatically, whilst also changing the drawer runner for the top drawer to be a more appropriate fit.

You can save the product and you'll see that it has been factored into the current products in the cart and has updated the total cost of the job.

If needed, you can make a duplicate of this product by clicking the 'Copy' icon. You can rename the cabinet and click on 'Save Product'.

Now you will see that the product has been added, with its changed name, and also the price has been updated (if for instance, drawer hardware has been included).