



Cabinet Systems

Smart Choice Painted Doors



cabinetsystems.com.au

CATEGORY ONE



Square



3mm Pencil Edge



6mm Pencil Edge

CATEGORY TWO



Alpha Square



Alpha Tudor Arch



Bevel



J Pull Door



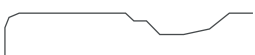
Epsilon Square



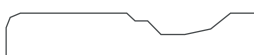
Epsilon Semi Arch



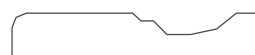
Epsilon Tudor Arch



Gemma Square



Gemma Semi Arch



Gemma Tudor Arch




CATEGORY THREE

*Available in satin finish only.



Sol*



Stellar*



Vega*



Zeta*

DRAWER CONFIGURATIONS




Three-drawer configuration with decorative top panel



Two-drawer configuration with decorative top panel

GLASS FRAME DESIGNS

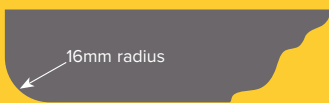


Single Frame



4 Panel Frame

DECORATIVE MOULDINGS



16mm radius

Decorative moulding profile



Polytec L Profile (60mm x 25mm x 2400mm)

FINISHES AVAILABLE

Satin & Gloss



Our doors are manufactured in South Australia from a high grade, moisture resistant MDF substrate using the latest computer controlled machinery and techniques available.

We then seal our doors with specialty polyester undercoat. This allows us to create a strong, high build base which enhances the depth of colour in the top coats of paint.

To this we then apply a number of two pack polyethane top coats to achieve a quality finish, providing you with a durable and appealing product that will stand the test of time.



Cabinet Systems



cabinetsystems.com.au

info@cabinetsystems.com.au

(08) 8554 3534

47-55 Hill Street, Port Elliot, SA

